

Scaled data based on original data using
LM-79-08 Approved Method: Electrical and Photometric Measurements of Solid-
State Lighting Products

Test Report Prepared for
Cooper Lighting Solutions
(formerly Eaton)

Brand: INVUE

Report Number: P675615

Luminaire Tested: **CCW-SA-2A-835-U-SL3**

Issue Date: 04/25/2023



Test Information

Test Method: LM-79-08
Report Number: P675615
Test Lab: INNOVATION CENTER(G1)
Issue Date: 04/25/2023
Manufacturer: COOPER LIGHTING SOLUTIONS (FORMERLY EATON)
Product Line: INVUE
Catalog Number: CCW-SA-2A-835-U-SL3
Description: INVUE CLEAR CURVE Wall Pack MOUNT LIGHT SQUARE LUMINAIRE @350mA w/
SL3 distribution lens
Light Source: (32) 3500K CCT, 80 CRI LEDS
Ballast/Driver: ELECTRONIC DRIVER

Summary

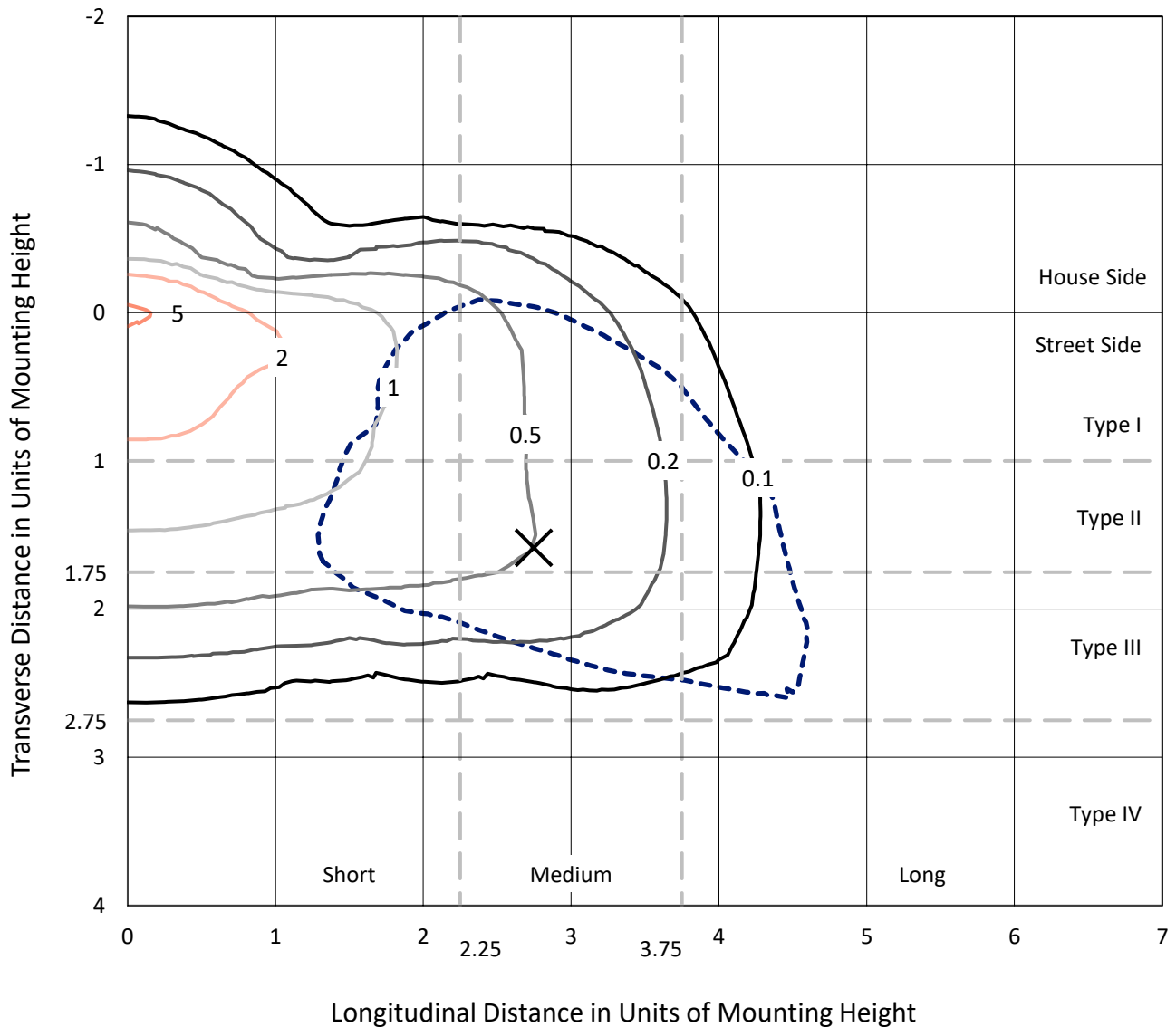
Lumens per Lamp: N/A
Luminaire Lumens: 4457.9 lumens
Efficiency: N/A
Efficacy: 123.1 lumens/watt
Luminous Opening: Rectangular (W 1' x L: 1' x H: 0')
IES Classification: Type III - Medium
BUG Rating: B1 - U0 - G2

Input Watts (W): 36.2
Input Voltage (V): 120
Input Current (A_{in}): NR
Voltage Rise (V): NR
Power Factor: NR
Total Harmonic Distortion (THDi): NR
Frequency (hertz): 60
Stabilization Time: NR
Operation Time: NR
Ambient Temperature (°C): NR
Test Distance: 25 FT

REPORT NUMBER: P675615
 CATALOG NUMBER: CCW-SA-2A-835-U-SL3

Iso-Footcandle Lines of Horizontal Illumination

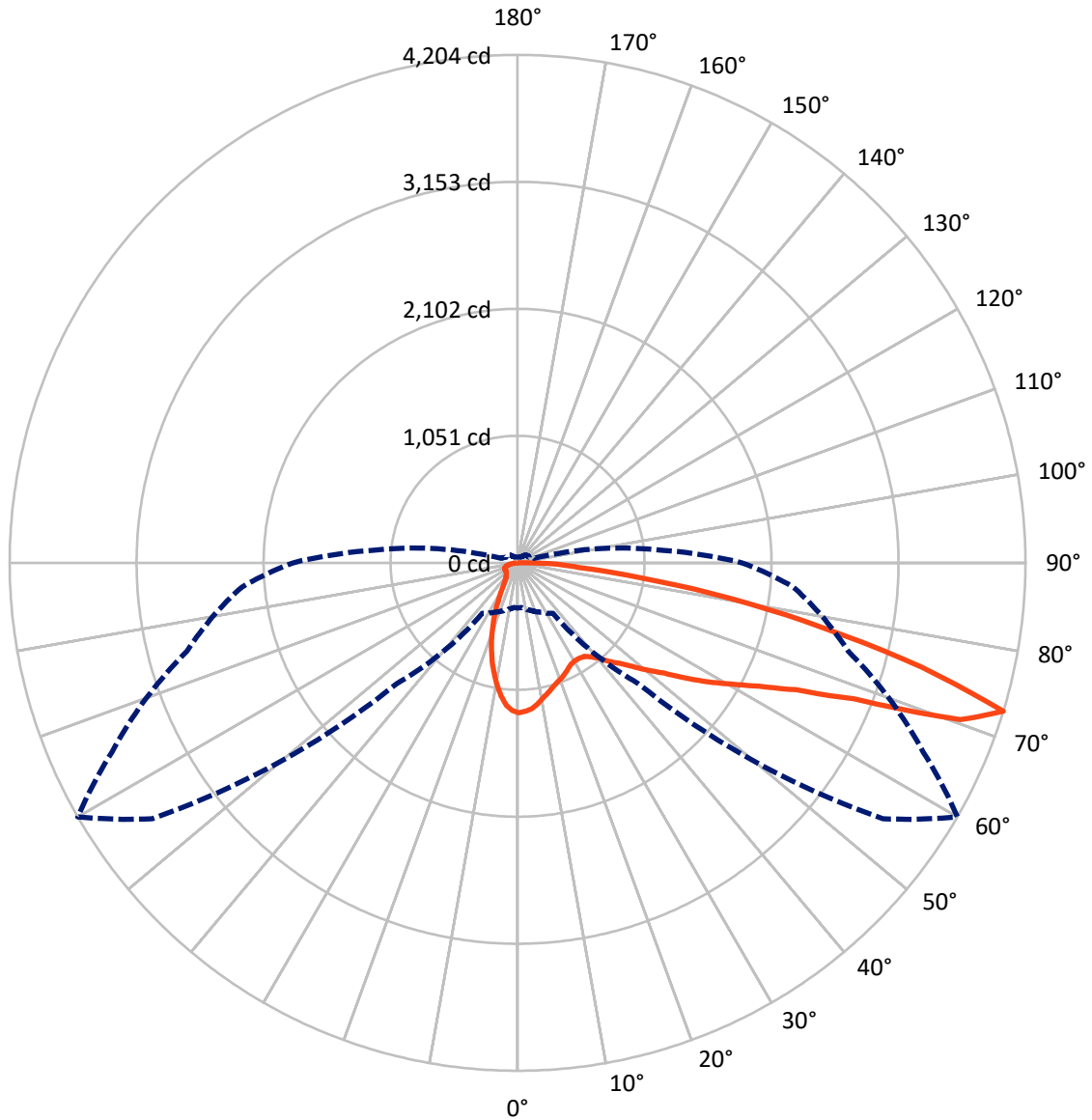
× Max cd
 - - - 1/2 Max cd



Based on 15 foot mounting height. Maximum calculated value = 5.5 fc
 Type III - Medium - N/A

REPORT NUMBER: P675615
CATALOG NUMBER: CCW-SA-2A-835-U-SL3

Luminous Intensity Polar Plot



— Vertical Plane Through 60-Deg Lateral - - - Horizontal Cone Through 72.5-Deg Vertical

REPORT NUMBER: P675615
 CATALOG NUMBER: CCW-SA-2A-835-U-SL3

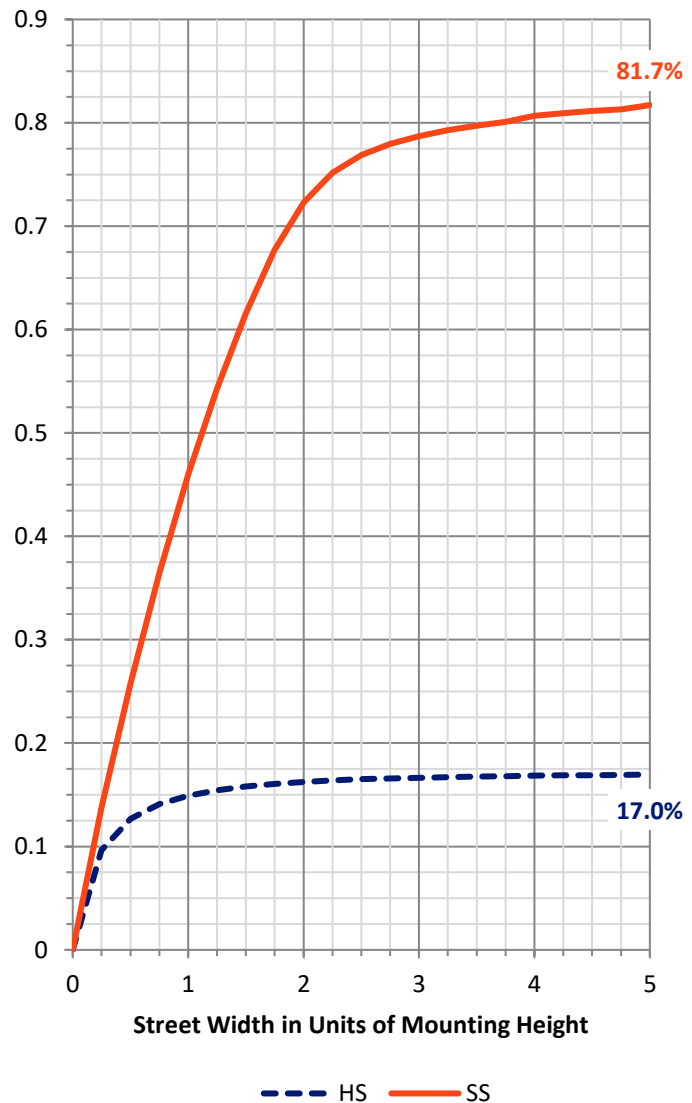
FLUX DISTRIBUTION:

		Downward	Upward	Total
House Side	Lumens	765.8	0.0	765.8
	% Fixture	17.2	0.0	17.2
Street Side	Lumens	3692.1	0.0	3692.1
	% Fixture	82.8	0.0	82.8
Total	Lumens	4457.9	0.0	4457.9
	% Fixture	100.0	0.0	100.0

Coefficient of Utilization

ZONAL LUMENS:

Zone	Lumens	% Fixture
0°-10°	107.6	2.4
10°-20°	244.0	5.5
20°-30°	312.2	7.0
30°-40°	399.4	9.0
40°-50°	547.8	12.3
50°-60°	792.4	17.8
60°-70°	1087.0	24.4
70°-80°	815.7	18.3
80°-90°	151.6	3.4
90°-100°	0.0	0.0
100°-110°	0.0	0.0
110°-120°	0.0	0.0
120°-130°	0.0	0.0
130°-140°	0.0	0.0
140°-150°	0.0	0.0
150°-160°	0.0	0.0
160°-170°	0.0	0.0
170°-180°	0.0	0.0
0°-90°	4457.9	100.0
0°-180°	4457.9	100.0

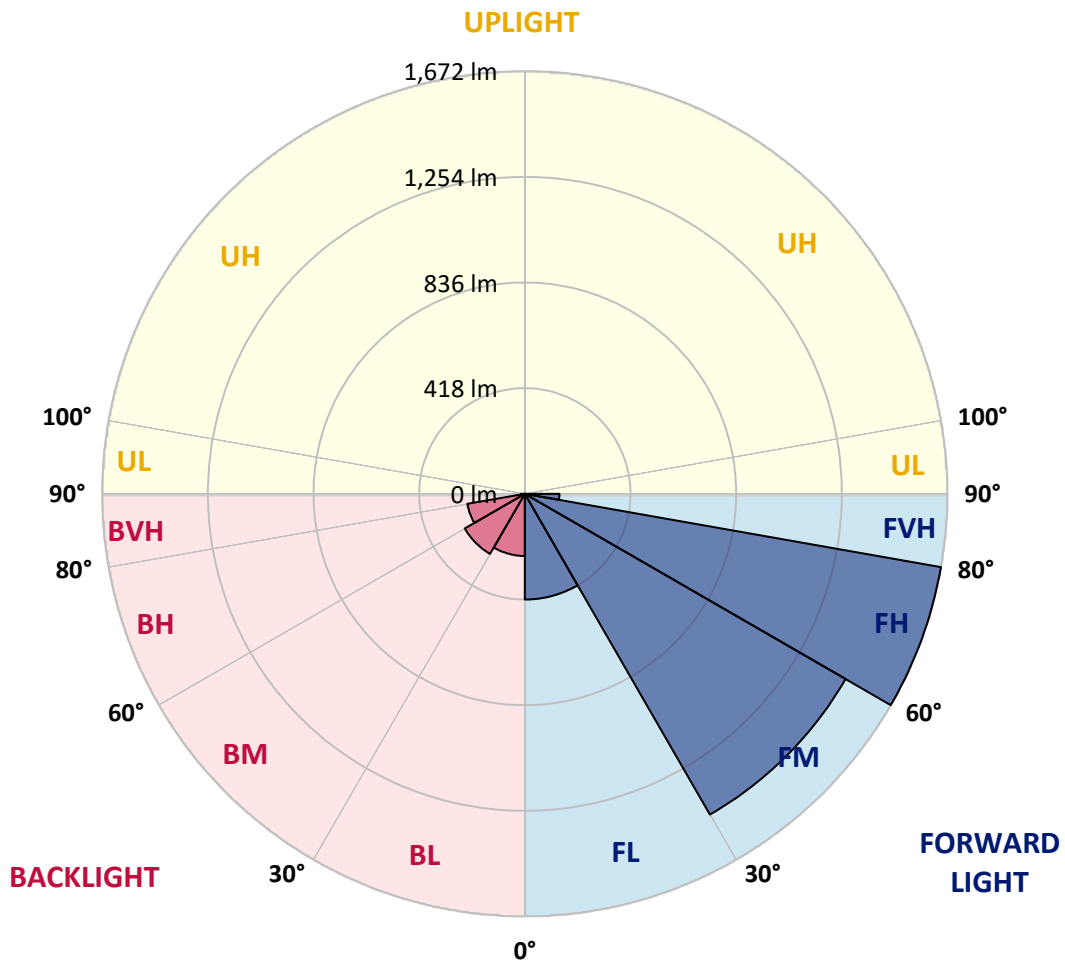


REPORT NUMBER: P675615
 CATALOG NUMBER: CCW-SA-2A-835-U-SL3

LUMINAIRE CLASSIFICATION SYSTEM LUMEN TABLE AND BUG RATING:

Zone	Lumens	% Fixture	Zone Rating/Lumen Limit		
			B	U	G
FL (0°-30°)	418.0	9.4			
FM (30°-60°)	1465.3	32.9			
FH (60°-80°)	1672.0	37.5			G1/1800
FVH (80°-90°)	136.8	3.1			G2/225
BL (0°-30°)	245.8	5.5	B1/500		
BM (30°-60°)	274.4	6.2	B1/1000		
BH (60°-80°)	230.8	5.2	B1/500		G1/500
BVH (80°-90°)	14.8	0.3			G1/100
UL (90°-100°)	0.0	0.0		U0/0	
UH (100°-180°)	0.0	0.0		U0/0	

BUG Rating: B1-U0-G2
 Type III Medium





REPORT NUMBER: P675615

CATALOG NUMBER: CCW-SA-2A-835-U-SL3

CANDELA DISTRIBUTION (FULL):

	0°	5°	15°	25°	35°	45°	55°	60°	65°	75°	85°
0°	1241.3	1241.3	1241.3	1241.3	1241.3	1241.3	1241.3	1241.3	1241.3	1241.3	1241.3
2.5°	1214.7	1226.4	1229.7	1229.7	1239.6	1228.0	1244.6	1231.3	1234.7	1239.6	1236.3
5°	1156.7	1176.6	1165.0	1186.5	1178.2	1193.2	1213.1	1213.1	1208.1	1218.1	1209.8
7.5°	1100.2	1093.6	1113.5	1113.5	1126.8	1146.7	1163.3	1179.9	1181.6	1184.9	1183.2
10°	1023.9	1032.2	1042.2	1055.4	1072.0	1091.9	1126.8	1140.1	1143.4	1163.3	1158.3
12.5°	960.8	972.5	979.1	1005.6	1020.6	1048.8	1088.6	1106.9	1108.5	1136.7	1136.7
15°	914.4	921.0	935.9	945.9	979.1	1018.9	1057.1	1073.7	1091.9	1121.8	1113.5
17.5°	882.8	891.1	897.8	911.1	942.6	975.8	1035.5	1045.5	1067.0	1110.2	1100.2
20°	864.6	866.2	876.2	884.5	912.7	944.2	997.3	1023.9	1052.1	1090.3	1080.3
22.5°	867.9	861.3	859.6	871.2	876.2	906.1	970.8	999.0	1038.8	1083.6	1067.0
25°	874.5	876.2	872.9	862.9	864.6	891.1	934.3	970.8	1015.6	1082.0	1048.8
27.5°	891.1	899.4	886.2	876.2	866.2	876.2	921.0	947.6	997.3	1090.3	1047.1
30°	907.7	916.0	912.7	897.8	877.9	874.5	906.1	939.3	987.4	1096.9	1047.1
32.5°	932.6	944.2	932.6	937.6	914.4	899.4	911.1	940.9	997.3	1120.1	1048.8
35°	960.8	970.8	974.1	962.5	957.5	929.3	935.9	950.9	1007.3	1146.7	1065.4
37.5°	992.4	1004.0	1013.9	1015.6	999.0	982.4	979.1	987.4	1032.2	1193.2	1083.6
40°	1013.9	1020.6	1040.5	1057.1	1062.1	1038.8	1037.2	1037.2	1077.0	1234.7	1116.8
42.5°	1050.5	1047.1	1075.3	1105.2	1113.5	1100.2	1103.6	1116.8	1140.1	1294.4	1169.9
45°	1068.7	1065.4	1098.6	1148.4	1186.5	1179.9	1183.2	1188.2	1209.8	1389.0	1259.5
47.5°	1093.6	1096.9	1145.0	1201.5	1241.3	1264.5	1282.8	1281.1	1297.7	1485.2	1359.1
50°	1118.5	1125.1	1183.2	1243.0	1312.6	1352.5	1379.0	1397.3	1413.9	1586.5	1473.6
52.5°	1166.6	1173.3	1238.0	1302.7	1392.3	1450.4	1516.8	1515.1	1516.8	1687.7	1588.1
55°	1236.3	1238.0	1276.1	1350.8	1472.0	1578.2	1669.4	1679.4	1651.2	1813.8	1719.2
57.5°	1316.0	1322.6	1355.8	1412.2	1535.0	1701.0	1840.4	1860.3	1783.9	1916.7	1838.7
60°	1390.6	1395.6	1447.1	1511.8	1644.5	1855.3	2013.0	2036.2	1953.2	2042.8	1963.2
62.5°	1306.0	1330.9	1422.2	1569.9	1837.0	2089.3	2232.0	2246.9	2117.5	2170.6	2095.9
65°	1045.5	1062.1	1193.2	1432.1	1850.3	2514.1	2570.5	2530.7	2343.2	2334.9	2296.7
67.5°	582.5	595.8	685.4	935.9	1558.3	2673.4	3299.0	3007.0	2693.3	2582.2	2568.9
70°	459.7	463.0	474.6	526.1	864.6	2356.5	3873.2	3886.5	3265.9	2922.3	2627.0
72.5°	373.4	371.7	406.6	451.4	511.1	1413.9	3692.3	4203.5	3704.0	2832.7	2288.4
75°	285.4	290.4	335.2	399.9	468.0	665.5	2754.7	3458.4	3470.0	2640.2	1930.0
77.5°	217.4	219.1	268.8	353.5	458.0	469.6	1797.2	2577.2	2588.8	2044.5	1063.7
80°	162.6	162.6	204.1	298.7	446.4	433.1	1106.9	1787.3	1618.0	718.6	232.3
82.5°	92.9	99.6	136.1	227.3	404.9	416.5	624.0	1023.9	683.7	195.8	107.9
85°	49.8	51.4	83.0	152.7	333.6	398.3	476.3	509.5	272.2	104.5	49.8
87.5°	18.3	18.3	38.2	78.0	210.8	295.4	378.4	325.3	156.0	48.1	24.9
90°	0.0	0.0	0.0	0.0	0.0	0.0	0.0	0.0	0.0	0.0	0.0



REPORT NUMBER: P675615
 CATALOG NUMBER: CCW-SA-2A-835-U-SL3

CANDELA DISTRIBUTION (continued):

	90°	95°	105°	115°	125°	135°	145°	155°	165°	175°	180°
0°	1241.3	1241.3	1241.3	1241.3	1241.3	1241.3	1241.3	1241.3	1241.3	1241.3	1241.3
2.5°	1239.6	1233.0	1228.0	1233.0	1214.7	1206.4	1216.4	1211.4	1201.5	1196.5	1193.2
5°	1214.7	1206.4	1198.1	1193.2	1173.3	1153.3	1143.4	1123.5	1106.9	1111.9	1101.9
7.5°	1188.2	1179.9	1155.0	1131.8	1091.9	1052.1	1033.9	1005.6	995.7	987.4	982.4
10°	1155.0	1140.1	1101.9	1055.4	997.3	952.5	906.1	872.9	838.0	823.1	828.1
12.5°	1113.5	1105.2	1045.5	974.1	892.8	818.1	763.4	710.3	663.8	638.9	632.3
15°	1095.3	1070.4	984.1	889.5	786.6	693.7	612.3	519.4	464.7	438.1	438.1
17.5°	1075.3	1028.9	926.0	796.6	678.7	559.2	444.7	360.1	317.0	302.0	302.0
20°	1043.8	992.4	858.0	708.6	565.9	421.5	318.6	272.2	258.9	248.9	250.6
22.5°	1020.6	957.5	794.9	622.3	448.1	313.6	250.6	235.6	230.7	227.3	229.0
25°	994.0	916.0	728.5	529.4	351.8	247.3	217.4	210.8	214.1	215.7	215.7
27.5°	972.5	881.2	660.5	429.8	265.5	209.1	195.8	194.2	200.8	204.1	205.8
30°	957.5	849.7	594.1	338.5	212.4	185.9	179.2	179.2	187.5	190.8	192.5
32.5°	942.6	823.1	522.7	258.9	180.9	165.9	164.3	165.9	170.9	170.9	172.6
35°	947.6	798.2	454.7	209.1	162.6	152.7	152.7	152.7	154.3	156.0	156.0
37.5°	957.5	791.6	381.7	175.9	149.4	142.7	142.7	141.1	142.7	141.1	142.7
40°	967.5	781.6	315.3	156.0	141.1	136.1	134.4	131.1	129.4	129.4	131.1
42.5°	1009.0	794.9	258.9	142.7	134.4	131.1	126.1	122.8	121.1	121.1	121.1
45°	1062.1	819.8	214.1	136.1	129.4	121.1	117.8	116.2	112.8	114.5	116.2
47.5°	1141.7	858.0	187.5	131.1	124.5	114.5	111.2	107.9	107.9	111.2	111.2
50°	1246.3	921.0	170.9	126.1	119.5	109.5	104.5	102.9	102.9	107.9	107.9
52.5°	1359.1	994.0	164.3	124.5	114.5	104.5	99.6	97.9	97.9	104.5	104.5
55°	1472.0	1083.6	169.3	124.5	111.2	99.6	94.6	91.3	92.9	97.9	97.9
57.5°	1596.4	1179.9	194.2	124.5	107.9	97.9	91.3	86.3	88.0	89.6	89.6
60°	1732.5	1306.0	237.3	124.5	106.2	94.6	86.3	79.7	79.7	81.3	81.3
62.5°	1870.2	1430.5	298.7	126.1	107.9	92.9	79.7	73.0	71.4	73.0	73.0
65°	2051.1	1629.6	360.1	126.1	112.8	89.6	74.7	66.4	64.7	64.7	66.4
67.5°	2305.0	1772.3	278.8	121.1	116.2	89.6	69.7	61.4	58.1	58.1	58.1
70°	2170.6	1495.2	177.6	112.8	111.2	92.9	66.4	56.4	53.1	51.4	51.4
72.5°	1858.6	1196.5	142.7	106.2	102.9	91.3	63.1	53.1	48.1	46.5	46.5
75°	1490.2	944.2	124.5	96.2	89.6	76.3	58.1	48.1	44.8	41.5	41.5
77.5°	730.2	395.0	94.6	84.6	76.3	58.1	51.4	44.8	39.8	36.5	36.5
80°	182.5	137.7	69.7	66.4	56.4	44.8	41.5	38.2	34.8	31.5	31.5
82.5°	97.9	81.3	49.8	44.8	38.2	31.5	31.5	29.9	28.2	24.9	23.2
85°	49.8	48.1	33.2	29.9	24.9	19.9	21.6	21.6	19.9	14.9	14.9
87.5°	26.6	26.6	16.6	13.3	11.6	10.0	10.0	10.0	8.3	6.6	6.6
90°	0.0	0.0	0.0	0.0	0.0	0.0	0.0	0.0	0.0	0.0	0.0

(END OF REPORT)